

































RESCUE® Battery Chargers

MODEL/ PART NO.	BATTERY TYPE	VOLTAGE	CHARGE RATE	UL/CSA CONTINUOUS RATING	UL BOOST RATING	CABLE LENGTH	CLAMPS	WARRANTY	ACCESSORIES/ FEATURES	APPLICATIONS
 Q730	FLOODED LEAD ACID	6V, 12V, 18V & 24V	120 MINUTE TIMER WITH HOLD	70A @ 6V 80A @ 12V 50A @ 18V 40A @ 24V	400 AMP <i>(12V ONLY)</i>	7' 4 AWG	500 AMP INSULATED STOP/ GO-LIGHT TECHNOLOGY	1 YEAR, PARTS AND LABOR, 5 YEARS TRANSFORMER & RECTIFIER <i>(PARTS ONLY AFTER 1ST YEAR)</i>	ANALOG METER CSA LISTED FOR U.S. & CANADA ALL WEATHER UL LISTED 333M	  
 Q600	FLOODED LEAD ACID	6V & 12V	120 MINUTE TIMER WITH HOLD	70A @ 6V 2A 20A OR 65A @ 12V	230 AMP <i>(12V ONLY)</i>	7' 4 AWG	500 AMP INSULATED STOP/ GO-LIGHT TECHNOLOGY	1 YEAR, PARTS AND LABOR, 5 YEARS TRANSFORMER & RECTIFIER <i>(PARTS ONLY AFTER 1ST YEAR)</i>	ANALOG METER UL LISTED 333M	  
 Q720	FLOODED LEAD ACID	6V, 12V & 24V	120 MINUTE TIMER WITH HOLD	70A @ 6V 30A OR 65A @ 12V 30A @ 24V	200 AMP <i>(12V ONLY)</i>	8' 4 AWG	500 AMP INSULATED	500 AMP INSULATED STOP/ GO-LIGHT TECHNOLOGY 1 YEAR, PARTS AND LABOR, 5 YEARS TRANSFORMER & RECTIFIER <i>(PARTS ONLY AFTER 1ST YEAR)</i>	ANALOG METER CSA LISTED ALL WEATHER	  
 Q700	FLOODED LEAD ACID	6V & 12V	120 MINUTE TIMER WITH HOLD	40A @ 6V 10A OR 40A @ 12V	200 AMP <i>(12V ONLY)</i>	6-1/2' 6.5 AWG	400 AMP INSULATED	2 YEARS, PARTS AND LABOR, ALL COMPONENTS	ANALOG METER ALL WEATHER	 
 IQ710	DEEP CYCLE/ AGM/ GEL/ FLOODED LEAD ACID	12V	AUTOMATIC INTELLIQUICK MICRO- PROCESSOR CONTROLLED	60A @ 12V (CONTINUOUS DC POWER SUPPLY 70A @ 13.7V)	270 AMP	6-1/2' 6.5 AWG	400 AMP INSULATED	1 YEAR, PARTS AND LABOR, 3 YEARS TRANSFORMER & RECTIFIER <i>(PARTS ONLY AFTER 1ST YEAR)</i>	ANALOG METER AND 3-COLOR LED CHARGE STATUS ALL WEATHER	 
 IQ610	DEEP CYCLE/ AGM/ GEL/ FLOODED LEAD ACID	12V	AUTOMATIC INTELLIQUICK MICRO- PROCESSOR CONTROLLED	40A @ 12V (CONTINUOUS DC POWER SUPPLY 45A @ 13.7V)	130 AMP	6-1/2' 6.5 AWG	400 AMP INSULATED	1 YEAR, PARTS AND LABOR ALL COMPONENTS	ANALOG METER AND 3-COLOR LED CHARGE STATUS	 
 IQ4	FLOODED LEAD ACID, AGM, GEL	6V & 12V	AUTOMATIC; MICRO- PROCESSOR CONTROLLED	12V @ 4A 12V @ 1A 6V @ 4A	N/A	AC/DC: 5.9', 18 AWG	15 AMP	2 YEAR	9-STAGE BATTERY MAINTENANCE, LED INDICATORS, IN-LINE FUSE, IP65 RATING	    
 IQ2	FLOODED LEAD ACID, AGM, GEL	12V	AUTOMATIC	12V @ 2A	N/A	AC/DC: 5.9', 18 AWG	15 AMP	2 YEAR	3-STAGE BATTERY MAINTENANCE, LED INDICATORS, IN-LINE FUSE, IP65 RATING	   



PORTABLE POWER PACKS AND BATTERY CHARGERS
REFERENCE GUIDE

Portable
Power Packs

Sealed Lead Acid Models:

- ▶ “Batteries Included”
- ▶ “Add your own battery”

Powerful Lithium Ion
battery technology
models:

- ▶ RESCUE® - Professional
- ▶ iStart - Retail Economical

RESCUE®
Branded Products

- ▶ Engineered for the professional technician
- ▶ Designed for everyday use
- ▶ Unique Safety Features and Accessories
- ▶ Heavy duty and rugged construction

Battery Chargers

- ▶ Charge Sealed Lead Acid, AGM and GEL cell batteries
- ▶ Automated and Manual Charger models
- ▶ Multi stage charge capabilities
- ▶ Battery Maintainer/Charger models
- ▶ Bench Top Charge/Boost models
- ▶ Wheeled Charge/Boost “All Weather” models









































3700 Quick Drive - Franksville, WI 53126
Phone: 800.558.8667 - Fax: 800.733.8611
Email: sales@quickcable.com

6395 Kestrel Road - Mississauga, ON L5T 1Z5
Phone: 800.728.1742 - Fax: 905.362.1614
Email: cdnsales@quickcable.com

QuickCable.com - QuickHowTo.com - QuickFigurator.com



RESCUE® & iStart® Power Packs










MODEL	PART NO.	VOLTAGE	CABLE LEGNTH	CABLE GAUGE	BATTERY TYPE/SIZE	CRANK/ PEAK	CHARGER	ACCESSORIES/ FEATURES	APPLICATIONS
6000									
	604120	12V & 24V	10' 3.04 M	TWIN 1/0 GA. (4/0 EQUIVALENT)	TWO GROUP 31 SEALED (NOT INCLUDED)	N/A*	8 AMP INTERNAL BATTERY ONLY	350 AMP AUXILIARY CONNECTION	  
5020 AERO									
	604115	12V & 24V	10' 3.04 M	1/0 GA.	TWO GROUP 31 SEALED (NOT INCLUDED)	N/A*	8 AMP INTERNAL BATTERY ONLY	175 AMP AUXILIARY CONNECTION	 
5000									
	604110	12V & 24V	10' 3.04 M	1/0 GA.	TWO GROUP 31 SEALED (NOT INCLUDED)	N/A*	8 AMP INTERNAL BATTERY ONLY	-	  
4050 4050HD									
	604101 604106	12V	42" 106.5 CM	4050 2 GA. 4050HD 1/0 GA.	4050: ONE GR. 24 SEALED (NOT INCLUDED) 4050HD: TWO GR. 51 SEALED (NOT INCLUDED)	N/A*	7 AMP INTERNAL/ EXTERNAL BATTERY CHARGER	TWO 12V OUTLETS POLARITY ALARM COMPRESSOR 0.9 CFM @ 60 PSI 20 MIN. DUTY CYCLE	  
4000 4000HD									
	604100 604105	12V	42" 105.5 CM	4000 2 GA. 4000HD 1/0 GA.	4000: ONE GR. 24 SEALED (NOT INCLUDED) 4000HD: TWO GR. 51 SEALED (NOT INCLUDED)	N/A*	7 AMP INTERNAL/ EXTERNAL BATTERY CHARGER	TWO 12V OUTLETS POLARITY ALARM	  
2100									
	604063	12V & 24V	62" 157.5 CM	2 GA.	DUAL 22 AMP HOUR	12V 900/1600 AMPS 24V 500/1100 AMPS	1 AMP INTERNAL BATTERY ONLY	12V OUTLET POLARITY & VOLTAGE PROTECTION FLASHING/WORK LIGHT 2.1 AMP USB PORT	    
1220 AERO									
	604082	12V	62" 157.5 CM	2 GA.	DUAL 20 AMP HOUR	700/1500 AMPS	1 AMP INTERNAL BATTERY ONLY	12V OUTLET POLARITY ALARM FLASHING/WORK LIGHT, AERO CABLE/SB TYPE CONNECTOR	 
1800									
	604053	12V	62" 157.5 CM	2 GA.	DUAL 20 AMP HOUR	700/1500 AMPS	1 AMP INTERNAL BATTERY ONLY	12V OUTLET POLARITY ALARM FLASHING/WORK LIGHT	  
3000									
	604055	12V	55" 139.7 CM	4 GA.	ONE GROUP U1 SEALED (NOT INCLUDED)	N/A*	1 AMP INTERNAL BATTERY ONLY	12V OUTLET POLARITY ALARM FLASHING/WORK LIGHT	    

 REQUIRES DISTRIBUTOR INSTALLED BATTERY

quickcable.com

quickhowto.com

quickfigurator.com

MODEL	PART NO.	VOLTAGE	CABLE LEGNTH	CABLE GAUGE	BATTERY	CRANK/ PEAK	CHARGER	ACCESSORIES/ FEATURES	APPLICATIONS
	604084	12V	55" 139.7 CM	6 GA.	20 AMP HOUR	400/900 AMPS	1 AMP INTERNAL BATTERY ONLY	12 POWER OUTLET POLARITY ALARM FLASHING/ WORK LIGHT COMPRESSOR 0.45 CFM @ 120 PSI 10 MIN. DUTY CYCLE 300W INVERTER 2.1 AMP USB PORT	    
	604051	12V	55" 139.7 CM	6 GA.	18 AMP HOUR	400/900 AMPS	1 AMP INTERNAL BATTERY ONLY	12V POWER OUTLET POLARITY ALARM COMPRESSOR 0.45 CFM @ 120 PSI 10 MIN. DUTY CYCLE FLASHING/WORK LIGHT	   
	604050	12V	27" 68.5 CM	6 GA.	18 AMP HOUR	400/900 AMPS	1 AMP INTERNAL BATTERY ONLY	12V POWER OUTLET POLARITY ALARM	   
910									
	604083	12V	27" 68.5 CM	6 GA.	18, 20 OR 22 AMP HOUR (NOT INCLUDED)	N/A*	1 AMP INTERNAL BATTERY ONLY	12V POWER OUTLET POLARITY ALARM	   
ISTART 700									
	604049	12V	22" 55.8 CM	8 GA.	9 AMP HOUR	250/500 AMPS	0.5 AMP INTERNAL BATTERY ONLY	12V POWER OUTLET POLARITY ALARM FLASHLIGHT	   
LITHIUM PORTABLE POWER PACKS									
LIFEPO4 800									
	604301	5V & 12V	16" 40.6 CM	6 GA.	103 WATT HOUR 32,000 MILLIAMP HOUR	800/1000 AMPS	AC/DC CHARGER 1A @ 14 VDC POWER SOCKET 1A @ 12VDC EXTERNAL BATTERY 1A @ 14.4VDC	MICROPROCESSOR CONTROLLED SAFETY DUAL USB PORTS 2.4A @ 5VDC BATTERY/ALTERNATOR TESTER BATTERY MAINTAINER WHITE FLASH/WHITE WORK LIGHT HARD PLASTIC CASE	    
LIFEPO4 400									
	604022	5V, 12V & 19V	12" 30.5 CM	8 GA.	58 WATT HOUR 18,000 MILLIAMP HOUR	400/600 AMPS	2 AMP MICRO USB CORD WITH 12V POWER SOCKET ADAPTOR AND 2A @ 5V AC/DC ADAPTOR	MICROPROCESSOR CONTROLLED SAFETY 2.4A @ 5VDC USB PORT 6A @ 12VDC PORT 3.5A @ 19VDC PORT BATTERY/ALTERNATOR TESTER RED FLASH/WHITE WORK LIGHT 12V POWER OUTLET CORD PIN ADAPTORS HARD PLASTIC CASE	    
LIFEPO4 200									
	604300	5V & 12V	12" 30.5 CM	8 GA.	34 WATT HOUR 10,400 MILLIAMP HOUR	200/400 AMPS	2 AMP MICRO USB CORD WITH 12V POWER SOCKET ADAPTOR AND 2A @ 5V AC/DC ADAPTOR	MICROPROCESSOR CONTROLLED SAFETY DUAL USB PORTS 2.4A @ 5VDC BATTERY/ALTERNATOR TESTER WHITE FLASH/WHITE WORK LIGHT HARD PLASTIC CASE	   
ISTART LI-ION									
	604039	5V, 9V & 12V	RED 9" 22 CM BLACK 6" 15 CM	10 GA.	44.4 WATT HOUR 12,000 MILLIAMP HOUR	200/400 AMPS	AC/DC ADAPTOR 1A @ 14V DC POWER SOCKET 1A @ 12V	SMART SAFETY CLAMP ASSEMBLY 2A @ 5VDC USB PORT 10A @ 12VDC PORT 3.5A @ 19VDC PORT WHITE SOS/STROBE/ WORK LIGHT MULTI-CELL PHONE AND PIN ADAPTORS SOFT VINYL CASE	   

United States
Phone: 800.558.8667
Email: sales@quickcable.com

Canada
Phone: 800.728.1742
Email: cdnsales@quickcable.com