



POWERFUL & INTELLIGENT

The Professional Technician's Choice



www.associatedequip.com



Associated Equipment Corporation founded in 1948, a Veteran-Owned family business located in St. Louis, Missouri, has an over 70-year history of product innovation in the automotive, trucking and industrial battery maintenance market. Associated Equipment's primary product portfolio, **designed, patented and made in the USA** of US and global components. Products include cutting-edge and industry-proven professional, fleet and commercial grade battery charging and electrical system testing products, portable power, booster cables, clamps and accessories. **Associated Equipment is approved as a key supplier to most OEM vehicle manufacturers and is a private label supplier to several Fortune 500 automotive aftermarket companies.** Associated Equipment designs, imports and quality assures battery chargers and portable power under ATEC® brand with unique packaging targeting commercial channels.


OUR MISSION is to design, patent and make reliable, HIGH-QUALITY battery charging and diagnostic products providing the LATEST TECHNOLOGY for under-hood work and battery management technology serving the professional technician and shop owner.

Associated Equipment provides a full line of fume extractors, downdraft tables and ambient air cleaners for the INDUSTRIAL WELDING industry under the Ace Industrial Products® brand.

#IWANTTHEBLUEONE

Why CHOOSE ASSOCIATED EQUIPMENT PRODUCTS?

- Associated is the Only Charger Manufacturer Designing, Patenting and Making Chargers in the US
- 100% End of Line Testing on All Manufactured Products — Virtually Eliminates Out of Box Failures
- Full Line Of Intellamatic® Smart Chargers for the Next Generations of Batteries
- OEM Vehicle Manufacturer Approvals for Battery Chargers, Testers and KwikStarts
- Heavy Duty Custom Packaging to Eliminate Shipping/ Handling Damage
- Chargers Ship Fully Assembled — Just Flip the Handle and Go!
- Associated Wheel Chargers Operate “Safe In Any Weather”
- Best in Class Wheel Charger Warranty 2-Year “bumper to bumper” and up to 5-Year Limited Warranty
- More than 200 Associated Repair Centers for Local Service in the US and Canada

ASSOCIATED EQUIPMENT	COMPETITOR PRODUCTS
OEM Vehicle and Battery Manufacturer Approvals	NO OEM Vehicle Manufacturer Approvals NO Battery Manufacturer Approvals
Many Charger Models with Re-Flash Power Modes	Few Chargers with Re-Flash Power Modes
Targets Professional Technicians and Distribution Channels	Targets Retail/Box Stores as Primary Customers
 Safe in Any Weather Wheeled Chargers	Few Outdoor Rated Models
2-Year Bumper to Bumper Warranty up to 5-Year Limited Transformer/Rectifier	Maximum 2-Year Limited
Made in USA of US and Global Components	NOT Made in US, typically IMPORTED



ASSOCIATED INTELLAMATIC® BATTERY CHARGERS ARE POWERFUL & INTELLIGENT

Associated IBC Intellamatic® Chargers have the following features:

- **SAFE for Sealed Lead Acid, AGM, Lithium Ion, Enhanced Flooded and Gel Cell batteries**
- Large backlit display with English/Spanish/French languages
- Polarity-protected and indicated with audible messaging
- Built-in PATENTED diagnostics to detect weak or defective batteries with audible messaging
- Deep discharge recovery of sulfated batteries
- Tests batteries four times during charge cycle with messaging
- DEAD BATTERY OVERRIDE (DBO) feature for extremely low voltage batteries
- "Safe in Any Weather" operation
- Indicates 80% and 100% state of charge
- Overcharge protection
- Built-in Reflash Power Mode
- TWO-year bumper to bumper warranty and THREE-year limited warranty for transformer/rectifier
- DOE Compliant and Energy-Efficient
- Made in USA of US and Global Components

Associated IBC Intellamatic® Unique O.E. Vehicle Manufacturer Approved Features:

- Adjustable charging voltage within each battery type as well as adjustable charging amperage to accommodate smaller batteries and to comply with OE vehicle and battery manufacturer specifications.
- Adjustable voltage reflash power mode required by several OEM's affords extended vehicle reflash procedures and key-on/engine off diagnostics while holding a specific voltage.
- **IBC6008MSK** features a 12V power port for use with a memory saver (keep alive function) for battery replacement and comes with an OBDII 12' cable and CC6212 Battery Cable Covers for use with the memory saver.
- **Adjustable 12 Volt 60 Amp Charger**
- **Adjustable 70 Amp Reflash Power Mode**
- **270 Amp Crank Assist**
- **Partial or Full Charge Mode to address charge & retest messages**



Associated Intellamatic® Smart Chargers provide the most reliable, feature-rich performance of any chargers made in the US today.

Associated Intellamatic® battery chargers/analyzers have the following features:

- **SAFE for Sealed Lead Acid, AGM, and Gel Cell batteries**
- Polarity-protected and indicated
- Built-in PATENTED diagnostics to detect weak or defective batteries
- Deep discharge recovery of sulfated batteries
- Tests batteries four times during charge cycle
- Intellamatic® Smart Chargers with the DEAD BATTERY OVERRIDE (DBO) feature for extremely low voltage batteries.
- “Safe in Any Weather” operation
- Indicates 80% and 100% state of charge
- Overcharge protection
- Built-in reflash power supply mode
- TWO-year bumper to bumper warranty and THREE-year limited warranty for transformer/rectifier
- DOE Compliant and Energy-Efficient
- Made in USA of US and Global Components

ESS6007B



Model ESS6007B

- Intellamatic® 12 Volt 40 Amp Charger
- 130 Amp Crank Assist
- 45 Amp Power Supply Mode

ESS6008

Model ESS6008

- Intellamatic® 12 Volt 60 Amp Charger
- 270 Amp Crank Assist
- 70 Amp Power Supply Mode

ESS6008MSK

Model ESS6008MSK

- Intellamatic® 12 Volt 60 Amp Charger
- 270 Amp Crank Assist
- 70 Amp Power Supply Mode
- 10/15 Amp Memory Saver Port
- 12' ODBII Cable and CC6212 Positive Cable Covers



ESS6011

Model ESS6011

- Intellamatic® 12/24 Volt 70/35 Amp Charger
- 200 Amp Crank Assist at 12V
- 70 Amp Power Supply Mode



MIL6011

Model MIL6011

- Intellamatic® 12/24 Volt 70/35 Amp Charger
- 200 Amp Crank Assist at 12V
- 70 Amp Power Supply Mode
- Quick disconnect DC leads change from standard clamps to 13' cable with NATO plug using Anderson Connector



Charging Requirements from Battery and OEM Vehicle Manufacturers

New Vehicle Battery Technologies:

Vehicle manufacturers are using a wide variety of new battery technologies in their vehicles today: **AGM** (Absorbed Glass Mat), **EFB** (Enhanced Flooded Battery), **Li-Ion** (Lithium-Ion) batteries in addition to conventional **SLA** (Sealed Lead Acid). Since being introduced in 1999 there are nearly 100 million cars on the road today, along with light and heavy duty trucks, agricultural and industrial equipment and motorsport vehicles with AGM and other new battery technologies. The average age of vehicles on the road today is over 12-years old and climbing, meaning there are still plenty of SLA (Sealed Lead Acid) batteries in use today.

Associated Intellamatic® chargers were designed to work with the initial AGM batteries and continue to evolve with the newest battery technologies based on OE vehicle and battery manufacturer specifications.



Special Charging Required for New Battery Technologies:

These new batteries (AGM, EFB, Li-Ion) require a very specific charging requirement and will be damaged if charged with a conventional battery charger. The use of microprocessor controlled **adjustable** Intellamatic® IBC smart chargers with settings for each of these battery types is critical to not damage these new batteries. Battery manufacturer's today are changing charging specifications to extend the life of the battery in vehicles for consumers. These new batteries can support all of the new electronics on vehicles today significantly better than conventional SLA batteries and can last up to twice as long as conventional SLA batteries.

Most battery manufacturers require very specific charging voltages to prevent damage to their batteries during the charging process.

Listed below are what current OEM vehicle and battery manufacturers are typically requiring:

- Sealed Lead Acid range 14.8V to 15.8V
- AGM range 14.2V to 14.9V
- Lithium Ion range 13.6V to 14.4V
- EFB range 14.2V to 14.4V
- Gel-Cell range* 13.9V to 14.1V

*Non-Automotive Applications

ASSOCIATED® INTELLAMATIC® BENCH CHARGERS

Associated® Intellamatic® battery chargers/analyzers have the following features:

- **SAFE for Sealed Lead Acid, AGM, and Gel Cell batteries**
- Polarity-protected and indicated
- Built-in PATENTED diagnostics to detect weak or defective batteries
- Deep discharge recovery of sulfated batteries
- Tests batteries four times during charge cycle
- Intellamatic® Smart Chargers with the DEAD BATTERY OVERRIDE (DBO) feature for extremely low voltage batteries.
- Indicates 80% and 100% state of charge
- Overcharge protection
- Built-in reflash power supply mode
- ONE-year bumper to bumper warranty
- DOE Compliant and Energy-Efficient
- Made in USA of US and Global Components

Model 9425

- Intellamatic® 12 Volt Charger/Analyzer/Power Supply
- 20 Amp power supply mode for extended service procedures or re-flashes



9640



Model 9640

- Intellamatic® 12 Volt Charger/Analyzer/Power Supply
- 45 Amp power supply mode for extended service procedures or re-flashes
- 130 Amp Crank Assist

ASSOCIATED® WHEELED BATTERY CHARGERS

Associated Wheel Chargers are “Safe in Any Weather” with clamp bars for extra safety. Associated chargers are made with powder-coated steel enclosures, chrome tubular handles, 100% copper cable with flexible insulation (cold weather application), steel foot, and copper jaws on insulated steel clamps.

FEATURES:

- Fan cooling mechanism prevents overheating and extends product life
- Heavy duty vacuum impregnated transformer to seal the unit against external agents
- Patented multi-diode rectifiers
- 400, 500 or 800 Amp fully insulated clamps (“flexi-spring” for select models)
- Patented “Stop/Go” light on some models
- Automatic reset AC and DC circuit breakers
- Automatic electric timer
- “Safe in any Weather” Wheeled Chargers
- Two-Year “bumper-to-bumper” Manufacturer’s Warranty and Five-Year Limited for Transformer/Rectifier
- DOE Compliant and Energy Efficient
- Made in USA of US and Global Components



Model 6001A
6/12 Volt Heavy Duty Fleet Charger

- 100 Amps/75 Amps Charger
- 375 Amp Crank Assist at 12V
- Provides 16 rates of charge
- Protective gauge cover
- Patented “Stop/Go” light for Polarity Indication
- Rugged 7" tires



Model 6002B
6/12/18/24 Volt Heavy Duty Fleet Charger

- 100/80/50/40 Amps Charger
- 400 Amp Crank Assist at 12V
- Protective gauge cover
- Patented “Stop/Go” light for Polarity Indication
- Rugged 7" tires

6006AGM



- Model 6006AGM**
6/12/24 Volt Heavy Duty Fleet Charger
- 70/65/30 Amps charger
 - 280 Amp Crank Assist at 12V
 - NEW 12V SAFE FOR AGM Setting

Model 6009AGM
6/12 Volt Heavy Duty Fast Charger

- 70/60 Amps charger
- 265 Amp Crank Assist at 12V
- Patented “Stop/Go” light for Polarity Indication
- NEW 12V SAFE FOR AGM Setting

6009AGM



6012AGM



- Model 6012AGM**
6/12 Volt Professional Charger
- 70/60 Amps charger
 - 250 Amp Crank Assist at 12V
 - NEW 12V SAFE FOR AGM Setting



Model US20
6/12 Volt Fast Charger

- 40/10 Amps charger
- 200 Amp Crank Assist at 12V
- "Safe in Any Weather" Operation
- Made in USA of US and Global Components



Model 6010B
Heavy Duty 6/12/24 Volt Portable Battery Charger

- 60/60/30 Amps charger
- 230 Amp Crank Assist at 12V
- PATENTED "Stop/Go-light" for Polarity Indication
- Made in USA of US and Global Components

ASSOCIATED® ROLL-AROUND JUMP STARTERS



6127

Model 6127 KwikStart PRO™ Roll-Around Starting Unit for up to GROUP 24 or 27 Batteries

- Made in USA of US and Global Components

FEATURES:

- On-board starter battery with more cranking power than any fast charger — up to 1100 Amps cranking power
- Assists both customers and employees where there is no electrical power
- Recharges battery up to 20X faster than hand-carried units
- Solid state circuitry monitors battery condition and maintains maximum state of charge
- Fully automatic 10 Amp charger recharges user supplied internal battery or any external 12V battery in parallel
- Requires User Supplied Battery
- Patented “Stop/Go light” on cable and 500 Amp insulated clamps with patented “Flexi-Spring” cable guards warn operators before making a reverse connection
- Plugs into any AC outlet for rapid automatic recharging
- Designed for safe handling in any weather
- ON/OFF switch and convenient clamp bar for safe storage of clamps when not in use
- 12Volt DC Accessory Outlet for use as Memory Saver Port and to Power and/or Recharge DC Electronics
- Great for car dealerships, airport operations, industrial plants and shopping centers
- **BATTERY NOT INCLUDED**

6127XL

Model 6127XL KwikStart PRO ELITE™

Roll-Around Starting Unit for up to GROUP 31 Batteries

- Made in USA of US and Global Components

ASSOCIATED® PORTABLE POWER

FEATURES:

- KwikStart™ Portable Booster Packs
- Professional Grade
- Heavy Duty Insulated Clamps
- Polarity Indicated
- Heavy-duty sealed 22Ah AGM battery
- Lite Diagnostics to detect cranking/charging system issues

ASSOCIATED® Model KS400

Professional Heavy Duty Industrial Jump Starter with 3' DC Leads

ASSOCIATED® Model KS401

Professional Heavy Duty Industrial Jump Starter with 7' DC Leads
Longest Portable Power Leads in the Industry

- Heavy duty high impact-resistant case with rubber base
- Replaceable cables/field serviceable design
- Excellent for job sites, professionals, heavy duty field use
- EXCLUSIVE Heavy-Duty 22Ah Sealed AGM Battery
- Instantly jump-starts WITHOUT another vehicle
- Plastisol coated steel clamps with 300A copper jaw
- 12V 600mA internal charger
- Digital LED display with state of charge readings
- Built in digital voltmeter
- 12V power port and 5V USB power port
- 12V male to male DC Cord included
- Made in USA of US and Global Components



611402 KS400 Replacement 3' DC cables (includes positive and negative cable)

611403 KS401 Replacement 7' DC cables (includes positive and negative cable)

611413 KS400/KS401 Replacement 6' DC-DC cigar plug adapter

625504 KS400/KS401 Replacement Battery



ATEC® PORTABLE POWER

ATEC® Model 6256

- KwikStart™ 12 Volt Portable Power and Jump Starter
- CCA: 360A Peak Current: 1700A
- Rated Input Voltage: 120VAC, 60Hz
- Rated Output Voltage: 12VDC
- Battery Status Indicator, Two 12V Vehicle Adaptors, One 5V DC USB Port & LED Work Light
- DC leads - 36" 500A 4GA
- 22Ah AGM battery
- Imported



6296



6256

ATEC® Model 6296

- CCA: 720A Peak Current 3400A
- Rated Input Voltage: 120 VAC, 60Hz
- Rated Output Voltage: 12/24VDC
- Battery Status Indicator, Two 12V Vehicle Adaptors, LED Work Light
- Overcharge Protection & Overload Protector: 15A internal self-recovery
- Reverse Polarity Alarm with on/off Switch
- Heavy duty DC leads - 44" 500A 2GA
- Two 22Ah AGM batteries
- Imported

ATEC® Model MSK6211 – ATEC® BOOSTER PACK KIT

- INCLUDES 6256 KwikStart with Memory Saver Cable (MS6209)



MS6209

6256

+

MS6209

=

MSK6211

MEMORY SAVER CABLES

Memory Saver Cable Features:

- Prevent loss of electronic memory when disconnecting the vehicle's battery
- Positive clamp cover prevents the positive battery clamp for arcing
- Power indicator LED for Safety
- Imported

Model MS6209

High visibility coiled cord stretches to 8 feet

- OBDII Connector with cigarette lighter input and in-line fuse



MS6209

MS6209-12




Model MS6209-12

12' – Straight Cord

- 5 Amp In line fuse
- OBDII Connector with cigarette lighter input and in-line fuse

MS6210-12



Model MS6210-12

12' –Heavy Duty Straight Cord

- 15 Amp Continuous / 20 Amp Peak Memory Saver Cable
- Cigarette Lighter Plug Input / Output with in-line fuse



CC6212

Model CC6212

Positive Battery Cable Clamp Covers

- Designed for use with Memory Saver Cables to prevent positive battery clamp from arcing
- High Visibility & Corrosive Resistant
- Made in USA of US and Global Components

ATEC® SMART BENCH CHARGERS

FEATURES:

- Automatic 6/12 Volt setting turns off at full charge and turns back on if battery needs more power
- LED Digital display indicates charging voltage, amperage, charge time
- Automatic 6 Volt position for lower voltage requirements
- Polarity Indication
- Designed for Standard Lead-Acid, AGM, GEL batteries
- AC Cord - 6' 18/3 120VAC/60Hz
- DC Leads – 6' with Insulated Copper Plated Steel Clamps
- DOE Compliant and Energy Efficient
- Four color retail packaging
- Imported



3055A

Model 3055A

Portable 6/12V Automatic Full-Rate Charger

- 10/2 Amps Charger
- 50 Amps Crank Assist
- Imported



3075A

Model 3075A

Portable 6/12V Automatic Full-Rate Charger

- 12/2 Amps Charger
- 75 Amps Crank Assist
- Imported



3100A

Model 3100A

Portable 6/12V Automatic Full-Rate Charger

- 15/2 Amps Charger
- 100 Amps Crank Assist
- Imported

ATEC® SMART CHARGERS/MAINTAINERS

Model 9002A

Automatic 1.5 Amp 12 Volt Maintainer/Charger

- Automatically powers on when needed
- Float mode when battery is fully charged
- LED charging light indicates charging status
- Reverse polarity and short circuit protection
- Specifically designed for maintaining batteries
- Designed to be mounted in proximity of battery
- Safe for Lead Acid Type Batteries. (SLA, AGM, EFB & Gel)
- Imported



Model 9003A

Automatic 1 Amp 6/12 Volt Battery Maintainer/Charger

- Automatic Switching Mode Battery Charger & Maintainer
- Charge & Maintain - Automatic Charge
- Charge & Maintain - Automatic Maintenance – Float Mode
- Short Circuit Protection
- Output Overload Protection
- Reverse Battery/Overload Condition Indication
- Internal Overheat Protection
- Output clips and ring terminals provided: It comes with a quick connect fly lead and 2 different kinds of connectors, alligator clips and a ring terminals.
- Safe for Lead Acid Type Batteries (SLA, AGM, EFB & Gel)
- Selectable 6 Volt & 12 Volt Output.
- Battery Capacity: Designed to charge lead-acid batteries from 2Ah to 20Ah
- Imported



Model 9004A

Automatic 1.5 Amp 12 Volt Smart Charger/Maintainer/Rejuvenator

- Microprocessor controlled automatic charger & maintainer
- Internal Overheat Protection
- Ultra low power consumption (ECO mode)
- Multi Charge Stages: Qualification - Battery condition check, Battery rejuvenation, Soft Start, Bulk Charging, Absorption Charging, Voltage Analysis, Float Mode, Long term maintenance pulse charge
- Short Circuit or Reverse Polarity Protection
- Corrosion-resistant output connectors
- Output clips and ring terminals provided quick disconnect
- Foldable smart hook to hang or wall mount during use
- Safe for all Lead Acid Type Batteries. (SLA, AGM, EFB & Gel)
- Imported



ASSOCIATED INTELLAMATIC® MULTI-BATTERY CHARGERS

Model 6366

Intellamatic® 12 Volt 4 Channel x 20 Amp Multi Battery Charger

- Four independent, fully automatic charging channels that control voltage and current up to 20 Amps per circuit
- Four sets of LED indicators showing charging status by battery
- Four sets of detachable 6' leads with 300 Amp heavy duty clamps
- Patented diagnostics indicate weak or defective battery
- Battery type selector switch: Flooded, AGM, GEL
- Dead Battery Override Control
- Made in USA of US and Global Components



6366



6066A

Model 6066A

Intellamatic® 12 Volt Automatic Parallel Battery Charger

- Charges 1-20 12 Volt batteries in parallel in less than 24 hours
- Automatic with 3 settings: Flooded, AGM, Manual
- Two output setting 60A and 30A
- Three LED indicators showing charging status
- Analog voltage and current meters
- Made in USA of US and Global Components



ASSOCIATED® MULTI-BATTERY SERIES CHARGERS

Model 6080A

- Highest industry rated 106 Volt output at 6 Amps
- Charges up to 36 cells at the same time
- Designed for continuous heavy duty operation
- Fully charges six 12V batteries and rejuvenates deeply sulfated batteries at one time (ALL 12V battery types)
- Includes FIVE charging leads (P/N 611095)
- Made in USA of US and Global Components



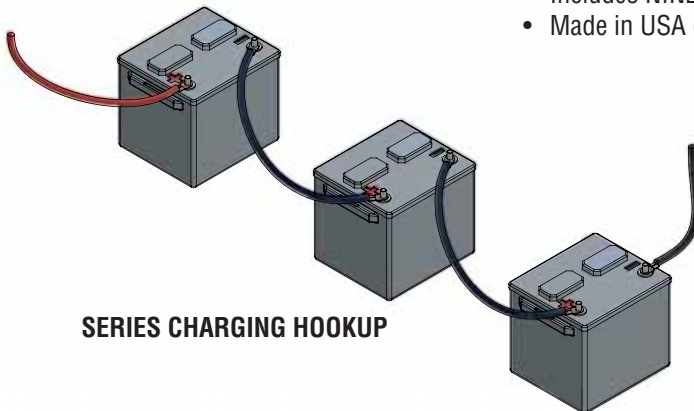
6080A



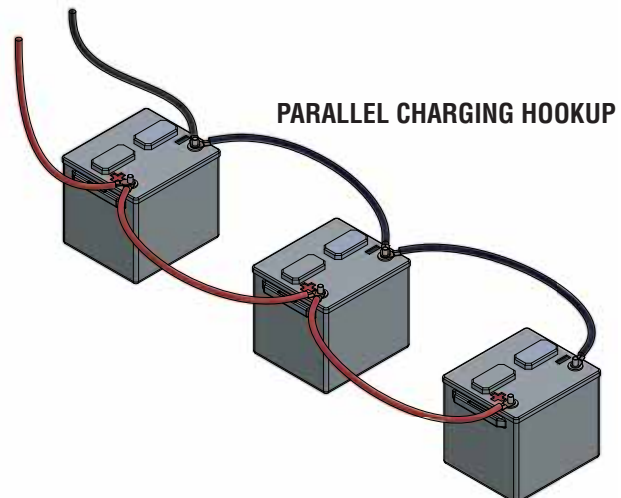
6082

Model 6082

- Industry standard with up to 158 Volt continuous output at 6 Amps
- Charges up to ten 12V batteries at 6 amps
- State-of-the-art, anti-spark safety delay
- Voltage is shut-off when current is interrupted, eliminating sparking and provides additional protection when charging ten batteries where the voltage approaches 150 Volts DC
- Isolated transformer with full wave silicon rectifier
- Output current can be smoothly adjusted over full range with the front panel control
- Polarity protection for operator and equipment safety
- Charges all 12V battery types
- Includes NINE charging leads (P/N 611095)
- Made in USA of US and Global Components



SERIES CHARGING HOOKUP



PARALLEL CHARGING HOOKUP

ASSOCIATED® MULTI-BATTERY PARALLEL CHARGERS



6065

FEATURES:

- Circuit breaker protection and isolated transformer provides added safety
- Can be mounted on a wall, stand or bench
- Charges all 12V battery types

Model 6065

Parallel Battery Charger

- 30 Amp Output at 14.9 Volts
- Charges 1 to 10, 12 Volt batteries in less than 24 hours in parallel
- 16 charge rates offer precise charging
- Analog Meter shows testing efficiency results
- SPANISH INSTRUCTION version available Model 6065S
- Made in USA of US and Global Components



6068

Model 6068

Powerful Performance – Parallel Battery Charger

- 110 Amp Output at 15.5 Volts
- Charges 1-36, 12 volt batteries in less than 24 hours in parallel
- Designed for 190 – 262VAC 50/60Hz electrical environments
- Includes a pigtail rectifier with a deep reserve capacity
- Digital Control shows testing efficiency results
- Additional accessories available
- Made in USA of US and Global Components

Model 6078

Parallel Battery Charger

- 30 Amps at 14.9 Volts
- Powerful Performance
- Charges 1-10, 12 volt batteries, in parallel, in less than 24 hours
- Designed for 220VAC 50/60Hz electrical environments
- Includes a patented multi-diode rectifier with a deep reserve capacity
- Additional accessories available
- Made in USA of US and Global Components



6078

ASSOCIATED® SPECIALTY MULTI-BATTERY CHARGING ACCESSORIES

Model 6075

10 Clamp Set Bus Bar

- Bus Bar set for parallel charging up to 10 batteries
- Use one or combine additional bars for added capacity
- Insulated fiberglass backboard with 10 pairs DC charging 300 Amp insulated safety clamps with 72" long 10 GA cable
- Can be mounted on a wall or bench (Bus Bar = 30"L)
- Made in USA of US and Global Components



Model 6075CB

10 Clamp Set Circuit Breaker Bus Bar

- Bus Bar set for parallel charging up to 10 batteries
- Use one or combine additional bars for added capacity
- Insulated fiberglass backboard with 10 pairs DC charging 300 Amp insulated safety clamps with 72" long 10 GA cable
- Circuit Breaker with status LED protects each circuit
- Can be mounted on a wall or bench (Bus Bar = 30"L)
- Made in USA of US and Global Components



Model 6075S

10 Clamp Set "SMART" Bus Bar

- Bus Bar set for parallel charging up to 10 batteries
- Use one or combine additional bars for added capacity
- Insulated fiberglass backboard with 10 pairs DC charging 300 Amp insulated safety clamps with 72" long 10 GA
- Microprocessor controller protects and monitors each circuit
- Status LED for each Circuit
- Can be mounted on a wall or bench (Bus Bar = 30"L)
- Made in USA of US and Global Components



Model 6086

Battery Charging Rack with 10 Clamp Sets

- Stores up to 15 Batteries on convenient three-shelf, heavy-gauge steel rack with Acid Resistant Shelves
- 10 pairs DC charging 300 Amp insulated safety clamps with 72" long 10 GA
- 48" L X 48" H X 12" W Stand-alone unit
- Made in USA of US and Global Components



Model 6076 Connector Cable (Not Shown)

- 1/0 GA 96"L 100% copper insulated cable with ring terminals
- Use for connecting battery chargers, bus bars and battery racks together



ASSOCIATED® BATTERY AND ELECTRICAL SYSTEM TESTERS

Digital Battery Electrical System Analyzer/Testers

- Battery range – 100 to 1700 CCA
- Performs complete electrical system test in about 3 minutes
- Stores last test series with or without power
- Battery test displays:
 - Good/Replace/Recharge-Retest
 - Measured Voltage of Battery
 - Measured Battery CCA Rating after Test
 - Internal resistance
 - Estimated remaining life
- Starter test displays:
 - Lowest voltage of battery during start
 - Voltage drop – Normal/High
- Alternator test displays:
 - Good/Low/High
 - Average/Max/Min during test for loaded and no-load testing
- Vehicle Ground Test
- Imported

Model 12-1012

Hand Held Tester w/USB Port

- Tests 12V Flooded, AGM and Gel Cell batteries
- 4 Line LCD display
- Carrying case, printing software and USB cables included
- Print test results through shop PC printer

12-1012



Model 12-1015

Hand Held Tester with Thermal Printer and USB Port

- Tests 12V Flooded, AGM, Gel Cell, Enhanced Flooded (Start/Stop Batteries)
- 10 Line LCD display
- Performs ground test
- Checks diode ripple
- Stores last 250 test series with or without power
- Carrying case, printing software and USB cables included
- Built-in thermal printer with thermal paper (611305)

12-1015



12-1011

Model 12-1011

- 6/12 Volt Digital Volt Meter
- Light weight accurate 6/12 Volt Digital Volt Meter
- Check charging system and battery voltages
- Reverse hook-up protection
- Four digit display
- OCV state of charge percentage for both batteries AGM and Flooded





Model 12-2415

Graphical Hand Held Tester with Thermal Printer and USB Port

- Tests 12V Flooded, AGM, Gel Cell, Enhanced Flooded (Start/Stop Batteries) from 100 to 2000CCA
- Graphical/Symbol Based LCD display
- Tests 12/24V charging and electrical systems
- Stores last 70 test series with or without power
- Carrying case, printing software and USB cables included
- Built-in thermal printer with thermal paper (611305)
- Field-Replaceable Cables (900165)

Model 12-2416

Bar Code Scanner for Use with Model 12-2415



ASSOCIATED® HAND HELD BATTERY LOAD TESTERS

Features:

- Tests all battery types including Flooded, Maintenance Free, Deep Cycle, AGM, EFB and Gel
- Hand-held testers have recessed easy-to-read meters to protect from damage
- Most feature heavy-duty insulated safety clamps with 300 amp jaws and side terminal adapters
- Stainless steel enclosures and heavy duty hanger hook
- Lightweight and easy to use
- Durable and built for safety



6029

ASSOCIATED® Model 6029 Durable Hand-Held Battery Tester

- Test 6 & 12 Volt batteries, alternators and starters
- 125 Amp fixed load
- Made in USA of US and Global Components



6033

ASSOCIATED® Model 6033 Digital 125 Amp Battery Load Tester

- Heavy load enables the 6033 to detect bad batteries sometimes missed by other electronic testers
- Automatically computes the CCA of the battery under load
- Kelvin connected digital meter displays the following values:
 - Current Battery Voltage
 - Maximum Voltage reading
 - Minimum Voltage reading
- Automatic load cycle
- PATENTED
- Made in USA of US and Global Components



6024

ASSOCIATED® Model 6024 Hand-Held Alternator/Battery Load Tester

- Full 125 Amp load tests 12 Volt and 24 Volt Batteries, alternators and starters on all types of vehicles
- PATENTED
- Made in USA of US and Global Components



6028DL

ASSOCIATED® Model 6028DL Hand-Held 12 Volt Combo Digital Load Tester

- 60 Amp load to test smaller batteries: CCA and Amp hours
- 125 Amp load to fully test larger batteries: CCA and Amp hours
- 125 Amp clamps offer greater flexibility when attaching the hard to reach applications
- PATENTED
- Made in USA of US and Global Components



ASSOCIATED® Model 6030
Hand-Held/Digital Load Tester

- Full 125 Amp load tests 12 Volt batteries, alternators and starters on all type of vehicles
- PATENTED
- Made in USA of US and Global Components

6030



6030DV

ASSOCIATED® Model 6030DV
Hand-Held/Digital Load Tester

- Full 125 Amp load Tests 12 Volt and 24 Volt batteries (DUAL LOAD) alternators and starters on all types of vehicles
- PATENTED
- Made in USA of US and Global Components

ASSOCIATED® Model 6031
Alternator/Battery Load Tester

- Tests for defective alternator diodes including GM trio test
- Performs complete battery test
- 125 Amp load checks state of charge
- Searches for excess starter current and alternator/regulator output voltage
- Includes test lead set (610271)
- Made in USA of US and Global Components



6031



6026

ATEC® Model 6026
Hand-Held Battery Load Tester, Alternator and Starter Tester

- 135 Amp Fix Load Cables
- Recessed meter helps protect this hand-held tester from damage and ensures more accurate and reliable outputs
- Features easy to use clamps with 300 Amp jaws
- Lightweight and easy to use
- Imported

ASSOCIATED® AND ATEC® BENCH STYLE BATTERY LOAD TESTERS



ATEC® Model 6034
Carbon Pile Load Tester 500 AMP

- Carbon pile tester handles all 6/12 volt batteries
- Two large 4.5" analog meters display amps and volts
- DC test leads are 2.5' 4 AWG cable
- Unit comes with manual adjust knob
- Buzzer sounds after load is engaged for 15 seconds
- Imported



ASSOCIATED® Model 6036B
6/12 Volt Heavy-Duty Variable Carbon Pile Load Tester

- High-volume testing and fleet use
- Tests 6/12 Volt batteries
- 1000 Amp load; tests batteries up to 2000 cold cranking amps
- Cools with high RPM fan for continuous battery testing
- High resolution carbon pile assembly for smoother operation and longer life
- Optional Model 6038C for added mobility with convenient heavy-duty cart with wheels
- Made in USA of US and Global Components

ASSOCIATED® Model 6036B-24
6/12/24 Volt Heavy-Duty Variable Carbon Pile Load Tester

- Same features as Model 6036B
- PLUS the added value of 24 Volt battery testing capacity
- Made in USA of US and Global Components



ASSOCIATED® Model 7136R
6/8/12 Volt 0-1000 Amp Heavy-Duty Variable Carbon Pile Load Tester

- High-volume testing and fleet use
- Tests 6/12 Volt batteries
- 1000 Amp load; tests batteries up to 2000 cold cranking amps
- Built in LCD Digital Voltmeter and LCD Digital Amp Meter
- Cools with high RPM fan for continuous battery testing
- High resolution carbon pile assembly for smoother operation and longer life
- Optional Model 6038C for added mobility with convenient heavy-duty cart with wheels
- RoHS and CE Compliant
- Made in USA of US and Global Components



ASSOCIATED® Model 6039
0-600 Amp Variable Carbon Pile Load Tester

- Test batteries up to 1200 CCA
- Fine threaded shaft for fine adjustment
- Temperature compensation chart
- Easy to read digital voltmeter and ammeter combine with the versatility of a carbon pile load
- Spring loaded to shut-off automatically
- Unique curved discs to prevent hot spots
- Tests all battery types
- Made in USA of US and Global Components





6042

ASSOCIATED® Model 6042

12V 0-500 Amp Carbon Pile Load Tester and 12/24V Electrical Systems Tester

- Test batteries up to 1000 CCA
- Interprets data from the charging/starting system on easy-to-read LCD display voltmeter and ammeter
- Shows positive and negative amps for easy diagnosis of current leakage problems
- 0 - 500 Amp variable carbon pile load tester
- Unique curved carbon discs ensure maximum contact, fewer hot spots, smoother operation and longer life
- Heavy-duty single extruded leads for testing up to 15 feet apart
- Test electrical systems on 12/24 Volt systems
- Test all battery types
- Ideal for testing remotely mounted batteries accurately
- INCLUDES: Model 6043 1000 Amp AC/DC Inductive Amp Clamp for checking starter draw or parasitic drain test, also can be used with conventional multi-meters; heavy duty, two wheel tilt-back cart with 8" wheels and 2 trays.
- Made in USA of US and Global Components

STILL THE
GOLD
STANDARD



6042

ASSOCIATED® Model 6044

12V Automatic Battery and 12/24V Electrical System Analyzer

- Easy-to-read LED voltmeter and ammeter
- 500 amp safety clamps with “Flexi-Spring” and patented side terminal adapters
- Separate 6 ft. high impedance test leads with alligator clips for tight spots
- Cart / Printer can be purchased separately – Cart Model 6038C, Printer Model 6041
- Automated testing of:
 - Battery
 - Alternator
 - Starter
 - Max/Min of Current and Voltage
- Microprocessor based control board protected from reverse connections
- Testing of 12V and 24V electrical systems
- Test all types of batteries
- Ideal for testing remotely mounted batteries accurately
- Automated 500A variable load tester
- INCLUDES: Model 6043 1000 Amp AC/DC Inductive Amp Clamp for checking starter draw or parasitic drain test, also can be used with conventional multi-meters
- Made in USA of US and Global Components



6044

ASSOCIATED® Model 6044-C

Automatic Battery/Electrical System Tester w/Cart

- Same features as the 6044
- PLUS heavy duty, two-wheel tilt-back cart with 8” wheels and 2 trays
- Made in USA of US and Global Components



6044-C



6044-PC

ASSOCIATED® Model 6044-PC

Automatic Battery/Electrical System Tester w/Cart & Printer

- Same features as the 6044
- PLUS heavy duty, two-wheel tilt-back cart with 8” wheels and 2 trays
- PLUS High Speed Thermal Printer – Model 6041
- Made in USA of US and Global Components

ASSOCIATED® BENCH TESTER ACCESSORIES



6038C

Model 6038C

Heavy-Duty Roll Around Cart

- Powder Coated Steel with Universal Mounting Top Plate Adjustable for Easy Visibility
- 2 Storage Trays – top tray for battery tools, bottom tray accommodates bench-top battery charger
- Heavy Duty wheels
- Made in USA of US and Global Components



6041

Model 6041

High Speed Thermal Printer

- RS232C serial interface via a 6-pole RJ12 socket
- Tested to comply with FCC Standards
- Designed for use with Associated Model 6044 and similar devices
- Four AA Batteries included
- Imported



6043

Model 6043

1000 Amp AC/DC Inductive Amp Clamp

- A great tool for accurate measurement of current sources up to 1000 amps
- Use with most digital multi-meters
- Use with graphing meter or lab scope to view current waveforms on fuel injectors, fuel pumps, primary ignition coils and more
- 1mV/Amp output guarantees easy reading on your meter
- Ideal for checking starter draw, alternator output or parasitic battery drain testing
- Design allows accurate current readings without breaking the circuit
- Low battery indication – auto power-off
- Switch settings OFF/200A/1000A
- Large jaw opening, 2.2" and large jaw space, 2.2" x 2.75"
- Imported

ASSOCIATED® US MADE PLUG-IN CABLES, BOXES AND ACCESSORIES

**FOR TOW
& RESCUE
PROS**

Associated Equipment Booster Cables & Clamps	Competitor Products
OEM Tested and Approved	No OEM Approvals
Targets Professional / Commercial User	Retail is Primary Market
Patented Polarity Indication in Several Models	No Polarity Indication Available
Heavy Duty Bonded "Plastisol" Vinyl Coated Steel Clamps	Retail grade parrot clamps with lower grade wire
100% Copper US made Cable	Imported aluminum or copper mix cable
Cable Jacket Material: 4764 TPE and 6197-78 PVC flexible to -40°F	Light duty jacket – thick jacket/small cable
Grease and chemical resistant clamps / cables	Low grade cable, not rated to survive corrosive environments
Replaceable Copper Jaws	Not Serviceable
Built-in Side Terminal Adapters (PATENTED)	No Side Terminal Adapters Available
Cables Rated in AWG, complies with circular mil standards	Cable Not Rated in AWG
Arc Resistant (fully insulated)	Not Arc Resistant
Strain Relief Guards on most clamps	Not Available



6118-6119

Model 6118

- Heavy-duty 500 Amp fully insulated Clamps with Side Terminal Adapters
- 25' of tangle-free dual-extruded 4 AWG cables
- Made in USA of US and Global Components



6139

Model 6119

- 500 Amp fully insulated Clamps with Side Terminal Adapters
- 30' of tangle-free dual-extruded 4 AWG cables
- Made in USA of US and Global Components



6146

Model 6139

Stainless steel receptacle mounts onto a truck bumper and connects directly to a battery









- Reaches stalled vehicles from front, back or side
- For flush mount version, combine with Model 6125
- Polarized polycarbonate plug won't break in coldest weather
- Patented "Stop/Go safety light"
- Heavy duty stainless steel box
- 25' of tangle-free dual-extruded 4 AWG cables
- Made in USA of US and Global Components

Model 6146

Heavy-Duty Tangle-Free Plug-In Booster Cables

- Extra heavy duty plug-in starting system ideal for volume car starting in extremely cold climates
- 800 Amp solid copper jaw
- For flush mount version, combine with Model 610321
- Polarity Indication
- Heavy duty Stainless Steel Box
- 25' of tangle-free dual-extruded Heavy Duty 1 AWG cables
- Made in USA of US and Global Components



	Model 6125 Plug-In Polarized Stainless Steel Socket Panel, Flush Mount 5 ft. 4 AWG Tangle-Free Dual Extruded Cable
	Model 6137 Plug-In Polarized Stainless Steel Socket box for 6139, 5 ft. 4 AWG Tangle-Free Dual Extruded Cable
	Model 6138 Plug-In Cable for 6139 Cable Set 25 ft. 4 AWG Tangle-Free Dual Extruded Cable
	Model 6147 Plug-In Cable, Dual Plug, 12ft. 4 AWG Tangle-Free Dual Extruded Cable
	Model 6148 Heavy Duty Plug-In Cable, Dual Plug 12 ft. 1 AWG Tangle-Free Dual Extruded Cable
	Model 6149 Heavy Duty Plug-In Polarized Stainless Steel Socket Panel, Flush Mount 5 ft. 1 AWG Tangle-Free Dual Extruded Cable
	Model 6207 Polarized Plug Kit
	Model 6208 Polycarbonate Anderson type plug 175A

Model 6200 Side Terminal Adapter

- Fits Associated and most other insulated clamps
- Allows for easier connections in hard to reach spots
- PATENTED
- Made in USA of US and Global Components



Heavy-Duty Tangle-Free Dual-Extruded Plug-In Booster Cables Features:

- Designed with operator and customer in mind
- Plug-in starting system starts cars conveniently, faster and safer
- Connection made without ever lifting a service truck hood
- Polarized Anderson type plug won't break – even in the coldest weather
- US Made copper jaw insulated steel clamps with patented “Flexi-Spring” cable guards – relieves cable stress
- US Made Booster Cable with corrosion resistant flexible jacket
- Side Terminal Adapter
- Weather-proof socket
- Made in USA of US and Global Components



6199



6202



6205

Model 6199 400 AMP Replacement Clamps

Model 6202 500 AMP Replacement Clamps

Model 6205 800 AMP Replacement Clamps

- Professional quality, heavy-duty clamps for all booster cables
- Replace or upgrade battery chargers and booster cables
- With replaceable copper jaws
- Made in USA of US and Global Components



6141

ASSOCIATED® US MADE AIRCRAFT PLUG-IN CABLES AND ACCESSORIES



Model 6141/6141-25

Aircraft Jumper Cable

- This jumper cable features a standard 3-pin Polycarbonate female plug (equivalent to AN2551) on one end and alligator clamps on the other end
- Polarity light warns if clamps are connected incorrectly
- Tangle-free Dual Extruded
- Model 6141 Tangle-free Dual Extruded 4 AWG Cable length – 15 feet
- Model 6141-25 Tangle-free Dual Extruded 4 AWG Cable length - 25 feet
- Made in USA of US and Global Components

Model 6142

Aircraft Booster Cable (Piper)

- Features a special Piper single-pin plug on one end and clamps on the other end
- Polarity light warns if clamps are connected incorrectly
- 4 AWG booster cable length – 15 feet
- Made in USA of US and Global Components



Model 6216

Polarized A/N Plug Kit



Model 6217

Aircraft Power Plug

- Aircraft Power Plug is a coaxial Piper type designed to for the aircraft market.
- Electrical conductors and connections are designed for maximum efficiency and long life
- Cable clamp holds wires firmly in place
- Die cast housing
- Mates with 11041 socket
- Brass female contact with spring-grip tension provides solid engagement with the socket
- Accepts up to 0 AWG cable
- Screws together in minutes
- Sleeves are solid copper, silver plated
- Solenoid pin
- Corrosion proof
- Compatible with AN2552-3A external power receptacle
- Made in USA of US and Global Components



ASSOCIATED® US MADE HEAVY-DUTY BOOSTER CABLES WITH INSULATED CLAMPS

Associated uses the circular mil standard to highlight the quality of the cable in our products

- Circular mil specifies the diameter of the copper area inside the jacket
- Circular mil is equal to the square of the diameter expressed in thousandths of an inch.
- Professional quality, heavy-duty booster cables ensure quick and efficient connections
- Designed with operator and customer in mind
- Copper jaw insulated clamps with patented “Flexi-Spring” cable guards – relieves cable stress
- 100% copper US Made Booster Cable with corrosion resistant flexible jacket
- Designed with safety and convenience in mind
- Tangle-free dual-extruded booster cable
- Made in USA of US and Global Components



Model No.	Gauge	Circular Mil. Copper
6156	5 AWG	32,900
6157	5 AWG	32,900
6158	5 AWG	32,900
6159	5 AWG	32,900
6160	4 AWG	41,300
6161	1 AWG	83,600
6162	1/0 AWG	106,400
6163	1/0 AWG	106,400

6156



Model 6156 Booster Cables

- 12', 5 AWG, 400 Amp Clamp Heavy Duty Booster Cable



6158



Model 6158 Booster Cables

- 12', 5 AWG, 500 Amp Clamp Heavy Duty Booster Cable with Flexi-Spring Strain Relief and Side Terminal Adapters
- Equipped with a red safety light (Stop/Go) which warns operator if polarity is reversed

6157



Model 6157 Booster Cables


- 12', 5 AWG, 500 Amp Clamp Heavy Duty Booster Cable with Flexi-Spring Strain Relief and Side Terminal Adapters



6159

Model 6159 Booster Cables

- 15', 5 AWG, 500 Amp Clamp Heavy Duty Booster Cable with Flexi-Spring Strain Relief and Side Terminal Adapters



6160

Model 6160 Booster Cables

- 20', 4 AWG, 500 Amp Clamp Heavy Duty Booster Cable with Flexi-Spring Strain Relief and Side Terminal Adapters



6161

Model 6161 Booster Cables

- 20', 1 AWG, 800 Amp Clamp Heavy Duty Booster Cable with Flexi-Spring Strain Relief



6162

Model 6162 Booster Cables

- 15', 1/0 AWG, 800 Amp Clamp Heavy Duty Booster Cable with Flexi-Spring Strain Relief



6163

Model 6163 Booster Cables

- 25', 1/0 AWG, 800 Amp Clamp Heavy Duty Booster Cable with Flexi-Spring Strain Relief

INTERNATIONAL BATTERY CHARGERS AND STARTING UNITS



6023

Model 6023 220V Heavy Duty Commercial Fast Battery Charger (International)

- Charges all standard & maintenance-free 6/12/24 batteries
- High-speed 220 VAC charger (Euro plug)
- 300 Amp cranking assist
- 400 Amp insulated clamps
- CE Approved – Tested for safety by TUV Rhineland of North America
- CE Approved – Tested for EMC by DLS Electronic Systems
- Made in USA of US and Global Components

FEATURES:

- Vacuum impregnated heavy-duty transformer to seal the unit against external agents
- Patented multi-diode rectifiers
- Fan cooling mechanism
- "Safe in Any Weather" outdoor use
- Delivers peak performance to fleets and repair shops in severely harsh environments

Model 6027B 220V Heavy Duty Commercial High Output Battery Charger (International)

- Charges all standard & maintenance-free 6/12/24 batteries
- Our highest output 220 VAC charger (Euro plug)
- 325 Amp cranking assist
- Cautions against incorrect polarity with patented "Stop/Go-light" technology
- 500 Amp insulated clamps
- CE Approved – Tested for safety by TUV Rhineland of North America
- CE Approved – Tested for EMC by DLS Electronic Systems
- Made in USA of US and Global Components



6027B

Model 6512 / 6512G 220V Fleet & Commercial Fast Battery Charger (International)

- Charges all standard and maintenance-free 6/12/24 volt batteries
- High-speed 230 VAC charger
- 500 Amp cranking assist
- Rated up to 80 Amp continuous 12 volt charge output
- 400 Amp insulated clamps
- "Safe in Any Weather" Operation
- Available with Euro (6512) or UK Plug (6512G)
- Made in USA of US and Global Components



6512



Model 6508A & 6508X

220V 60A/270A Boost Wheel Smart Charger & Power Supply (International)

- Charges all 12V standard automotive, Deep-Cycle, AGM and Gel Cell batteries, 220VAC
- Program for deep discharge recovery of flood batteries
- Patented diagnostic indicate weak or defective battery
- 6508A – AC Euro plug (Europe, Latin America, Middle East)
- 6508X – AC China Type I Plug (China) with Chinese Language Instructions on charger
- Dead Battery Override Control
- “Safe in Any Weather” Operation
- Made in USA of US and Global Components



Model 9525A & 9525X

220V 12V 20 Amp 204V Intellamatic® Smart Charger (International)

- Charges all 12V standard automotive, Deep-Cycle, AGM and Gel Cell batteries, 220VAC
- Model 9525A – AC Euro plug (Europe, Latin America, Middle East)
- Model 9525X – AC China Type I Plug (China) with Chinese Language Instructions on charger
- Program for deep discharge recovery of flooded batteries
- Patented diagnostics indicate weak or defective battery
- Utilizes three color LEDS to monitor charging status
- Dead Battery Override Control
- Made in USA of US and Global Components

Model 6065S

110V Parallel Battery Charger with Spanish Language Instruction Panel

- 30 Amp Output at 14.9 Volts
- Charges 1 to 10, 12 Volt batteries in less than 24 hours in parallel
- 16 charge rates offer precise charging
- Analog meter shows testing efficiency results
- Made in USA of US and Global Components



TECHNICAL SERVICE

Should you need to send your unit in for after warranty or In-warranty repair, you may send it to the address listed below or contact one of our authorized repair centers for someone in your area.

Authorized Repair Centers can be found at www.associatedequip.com

Associated Equipment has over 200 authorized repair centers in North America.

Please mark the package ATTN: REPAIR DEPT and enclose a copy of the Bill of Sale if requesting warranty work. Be sure to include a brief description of the problem and list a contact name, email address, telephone number and return shipping address.

Associated Equipment Corporation

ATTN: Repair Dept.

5043 Farlin Ave.

Saint Louis, MO. 63115

If you have any questions, we can always be reached by emailing Technical Service at techservice@associatedequip.com.



PRODUCT SPECIFICATIONS

WHEELED BATTERY CHARGERS

Part Number	Continuous Amperage Charging Rate	Re-Flash Power Supply Output Amperage	Crank Assist	Operating Charging Voltage	Battery Types	Indoor / Outdoor Rated	Smart Charger/ Battery Diagnostics	Adjustable Charging Voltage	Adjustable Charging Amperage	Adjustable Re-Flash Power Supply Voltage	Polarity Indicated and/or Protected	Memory Saver Mode	DC Cable Length and Gauge	Clamp Rating	A/C Cord Length	Weight (Pounds) Lbs	Dimensions (LxWxH)	Warranty Code	COO	Page Number
6001A	100/75A	N/A	375A	6/12V	4	Y	N	N	N	N	Y	N	8' 4AWG	500A	10' 14-3	58	17.25x16.5x30"	1	US ⁹	8
6002B	100/80A	N/A	400A	6/12/18/24	4	Y	N	N	N	N	Y	N	8' 4AWG	500A	10' 14-3	70	17.25x16.5x30"	1	US ⁹	8
6006AGM	70/65/30A	N/A	280A	6/12/24V	5	Y	N	N	N	N	N	N	7' 4AWG	500A	6-1/2' 16-3	53	17.25x16.5x26.5"	1	US ⁹	9
6009AGM	70/60/2A	N/A	265A	6/12V	5	y	N	N	N	N	Y	N	7' 4AWG	500A	6-1/2' 16-3	48	17.25x16.5x26.5"	1	US ⁹	9
6012AGM	70/60A	N/A	250A	6/12V	5	Y	N	N	N	N	N	N	6 1/2' 6 1/2AWG	400A	6-1/2' 16-3	48	17.25x16.5x26.5"	1	US ⁹	9
6023	60/50/25A	N/A	300A	6/12/24V	4	Y	N	N	N	N	N	N	8' 4AWG	400A	8' 230VAC	50	15.5x19x21.5"	10	US ⁹	36
6027B	90/75/55A	N/A	500A	6/12/24V	4	Y	N	N	N	N	Y	N	8' 4AWG	500A	8' 230VAC	75	15.5x19x21.5"	10	US ⁹	36
6508A/6508X	60A	70A	270A	12V	6	Y	Y	N	N	N	Y	N	6 1/2' 16-3AWG	300A	6' 18-3 220V	49	17.25x16.5x26.5"	10	US ⁹	37
6512/6512G	100/80/30A	N/A	500A	6/12/24V	4	Y	N	N	N	N	N	N	6 1/2' 4AWG	400A	8' 230VAC	49	15.5x19x21.5"	10	US ⁹	36
ESS6007B	40A	45A	130A	12V	6	Y	Y	N	N	N	Y	N	6 1/2' 6 1/2AWG	400A	6' 18-3	47	17.25x16.5x26.5"	2	US ⁹	4
ESS6008	60A	70A	270A	12V	6	Y	Y	N	N	N	Y	N	6 1/2' 4AWG	400A	6' 16-3	47	17.25x16.5x26.5"	2	US ⁹	4
ESS6008MSK	60A	70A	270A	12V	6	Y	Y	N	N	N	Y	Y	6 1/2' 4AWG	400A	6' 16-3	47	17.25x16.5x26.5"	2	US ⁹	4
ESS6011	70/35A	70A	200A	12/24V	6	Y	Y	N	N	N	Y	N	6 1/2' 4AWG	500A	6' 16-3	49	17.25x16.5x26.5"		US ⁹	5
MIL6011	70/35A	70A	200A	12/24V	6	Y	Y	N	N	N	Y	N	6 1/2' 4AWG NATO 13' 4AWG	500A	6' 16-3	49	17.25x16.5x26.5"	2	US ⁹	5
IBC6008	60A	70A	270A	12V	7	Y	Y	Y	Y	Y	Y	N	6 1/2' 4AWG	400A	6' 16-3	47	17.25x16.5x26.5"	2	US ⁹	3
IBC6008MSK	60A	70A	270A	12V	7	Y	Y	Y	Y	Y	Y	Y	6 1/2' 4AWG	400A	6' 16-3	48	17.25x16.5x26.5"	2	US ⁹	3
US20	40/40/10A	N/A	200A	6/12V	4	Y	Y	N	N	N	N	N	6 1/2' 6 1/2AWG	400A	6' 16-3	35	13.5x15x24"	8	US ⁹	10

¹ Two Year Bumper to Bumper and 5 Year on Transformer and Rectifier

² Two Year Bumper to Bumper and 3 Year on Transformer and Rectifier

³ One Year Bumper to Bumper

⁴ SLA

⁵ SLA, AGM

⁶ SLA, AGM, Gel-Cell

⁷ SLA, AGM, EFB, Lithium-Ion, Gel-Cell

⁸ Two Year Bumper to Bumper

⁹ Made in the USA with US and Globally Sourced Parts.

¹⁰ Please call for warranty information.

BENCH TOP BATTERY CHARGERS

Part Number	Continuous Amperage Charging Rate	Re-Flash Power Supply Output Amperage	Crank Assist	Operating Charging Voltage	Battery Types	Indoor / Outdoor Rated	Smart Charger/ Battery Diagnostics	Adjustable Charging Voltage	Adjustable Charging Amperage	Adjustable Re-Flash Power Supply Voltage	Polarity Indicated and/or Protected	Memory Saver Mode	DC Cable Length and Gauge	Clamp Rating	A/C Cord Length	Weight (Pounds) Lbs	Dimensions (LxWxH)	Warranty Code	COO	Page Number
6010B	60/60/30A	N/A	230A	6/12/24V	4	N/A	N	N	N	N	Y	N	7' 4AWG	500A	6-1/2' 16-3	38	17x16x17"	1	US ⁹	10
9002A	1.5A	N/A	N/A	12V	6	N/A	N	N	N	N	Y	N	15" 18AWG	50A	8' 18-2	1	8.5x7x1.5"	3	CN	16
9003A	1A	N/A	N/A	6/12V	6	N/A	N	N	N	N	Y	N	12' 18AWG	50A	10' 18-2	1	11.5x7x3"	3	CN	16
9004A	1.5A	N/A	N/A	12V	6	N/A	N	N	N	N	Y	N	4' 18-2AWG	50A	6' 18-3	1	10.5x8.5x3"	3	CN	16
9425	20A	20A	N/A	12V	6	N/A	Y	N	N	N	Y	N	6 1/2' 10AWG	300A	6' 18-3	21	14x11.5x11.5"	3	US ⁹	7
9525A/9525X	20A	20A	N/A	12V	6	N/A	Y	N	N	N	Y	N	6 1/2' 10AWG	300A	6' 18-3 240AC	21	14x11.5x11.5"	10	US ⁹	37
9640	40A	45A	N/A	12V	6	N/A	Y	N	N	N	Y	N	6 1/2' 6 1/2AWG	400A	6' 18-3	38	17x16x17"	3	US ⁹	7
3055A	10/2A	N/A	50A	6/12V	6	N/A	N	N	N	N	Y	N	6 1/2' 6 1/2AWG	75A	6' 16-3	14	10.5x10x5.5"	3	CN	15
3075A	12/2A	N/A	75A	6/12V	6	N/A	N	N	N	N	Y	N	6 1/2' 6 1/2AWG	75A	6' 16-3	15	10.5x10x5.5"	3	CN	15
3100A	15/2A	N/A	100A	6/12V	6	N/A	N	N	N	N	Y	N	6 1/2' 6 1/2AWG	75A	6' 16-3	18	10.5x10x5.5"	3	CN	15

¹ Two Year Bumper to Bumper and 5 Year on Transformer and Rectifier

² Two Year Bumper to Bumper and 3 Year on Transformer and Rectifier

³ One Year Bumper to Bumper

⁴ SLA

⁵ SLA, AGM

⁶ SLA, AGM, Gel-Cell

⁷ SLA, AGM, EFB, Lithium-Ion, Gel-Cell

⁸ Two Year Bumper to Bumper

⁹ Made in the USA with US and Globally Sourced Parts.

¹⁰ Please call for warranty information.

MULTI-BATTERY CHARGERS

Part Number	D.C. Output	A.C. Input	Charging Capacity	Battery Types	Parallel/ Series/ Individual Charger	Smart Charger/ Battery Diagnostics	Charge Rate Settings	Volt Meter	Amp Meter	DC Cable Length and Gauge	Clamp Rating	A/C Cord Length	Weight (Pounds) Lbs	Dimensions (LxWxH)	Warranty Code	COO	Page Number
6065/6065S	30A, 14.9V	108-132V, 7.5A 60Hz	Up to 10 12V	7	P	N	16	11-17V	0-10A	6 1/2' 6 1/2AWG	N/A	6-1/2' 16-3	40	16x19x16"	3	US ⁹	19
6066A	60/30A, 14.9V	120V, 12A 60Hz	Up to 20 12V	5	P	Y	2	11-17V	0-100A	6 1/2' 6 1/2AWG	N/A	6-1/2' 16-3	40	16x19x16"	3	US ⁹	17
6068	110A, 15.5V	190-262V, 13.9A 50/60Hz	Up to 36 12V	7	P	N	16	0-19.99V	1-110A	5' 1 AWG	N/A	Permanent Installation Only	83	14x16x26"	3	US ⁹	19
6078	30A, 14.9V	230V, 50/60Hz	Up to 10 12V	7	P	N	16	11-17V	1-50A	8' 10/2 AWG	N/A	6-1/2' 14-3	40	16x19x16"	10	US ⁹	19
6080A	6A, 106V	120V, 8A 60Hz	1 to 36 Cells	7	S	N	64	N/A	0-6A	8' 10/2 AWG	300A	6-1/2' 16-3	40	16x19x16"	3	US ⁹	18
6082	6A, 0-158V	120V, 13A 60Hz	1 to 60 Cells	7	S	N	Adjustable	N/A	0-6A	8' 10/2 AWG	100A	6-1/2' 14-3	45	16x19x16"	3	US ⁹	18
6366	20A X 4 CH	120V, 12.5A 60Hz	1 to 4 12V	6	I	Y	Automatic	N/A	N/A	4 Sets 6' 12/2 AWG	300A	6-1/2' 16-3	40	16x19x16"	3	US ⁹	17

¹ Two Year Bumper to Bumper and 5 Year on Transformer and Rectifier

² Two Year Bumper to Bumper and 3 Year on Transformer and Rectifier

³ One Year Bumper to Bumper

⁴ SLA

⁵ SLA, AGM

⁶ SLA, AGM, Gel-Cell

⁷ SLA, AGM, EFB, Lithium-Ion, Gel-Cell

⁸ Two Year Bumper to Bumper

⁹ Made in the USA with US and Globally Sourced Parts.

¹⁰ Please call for warranty information.

PRODUCT SPECIFICATIONS

KWIKSTART

Model Number	Voltage	Peak AMPS	Cold Cranking AMPS (CCA)	Battery Power	DC Leads	Charger	Limited Warranty	Shipping Dimensions (LxWxH)	Weight (Pounds) Lbs	COO	Page Number
6127	12V	Up to 1100A	Up to 1100A	For Group 24 (Not Included)	8" 4AWG	10A 12V AGM Safe	1 YEAR	16"x17"x30"	48	US	11
6127XL	12V	Up to 1100A	Up to 1100A	For Group 31 (Not Included)	8" 4AWG	10A 12V AGM Safe	1 YEAR	18"x21.5"x30"	54	US	11
6256	12V	1700A	360A	12V/22Ah	32" 4AWG	Auto/500mA	1 YEAR PRORATED	4.25"x18"x11.5"	22	CN	13
6296	12/24V	3400A	720A	12V/44/Ah (2)	66" 2AWG	Auto/1000mA	1 YEAR PRORATED	10"x16.75"x18.25"	44	CN	13
KS400	12V	1700A	360A	12V/22Ah	36" 4AWG	Auto/600mA	1 YEAR PRORATED	17.69"x7.37"x16.75"	25	US9	12
KS401	12V	1700A	360A	12V/22Ah	84" 4AWG	Auto/600mA	1 YEAR PRORATED	17.69"x7.37"x16.75"	26	US9	12
MSK6211	12V	1700A	360A	12V/22Ah	32" 4AWG	Auto/500mA	1 YEAR PRORATED	4.25"x18"x11.5"	25	CN	13

LOAD TESTERS FOR ALL 12V BATTERY TYPES SLA, AGM, EFB, LI-ION

Model Number	Load	Ammeter	Voltmeter	Leads	Clamps	Limited WARRANTY	Shipping Dimensions (LxWxH)	Weight (Pounds) Lbs	COO	Page Number
12-1011	N/A	N/A	6/12V DC DIGITAL	10"	ALLIGATOR	1 YEAR	8.5"x7"x3"	1	CN	22
12-1012	Resistance	N/A	9-15V DC DIGITAL	6"	125A	1 YEAR	9"x11"x3.5"	2	CN	22
12-1015	Resistance	N/A	9-15V DC DIGITAL	6"	125A	1 YEAR	11"x15"x4.25"	3.5	CN	22
12-2415	Resistance	N/A	9-36V DC GRAPHICAL	64"	125A	1 YEAR	18.25"x13.25"x5.5"	7	CN	23
12-2416	N/A	N/A	N/A	N/A	N/A	1 YEAR	4"x3"x7.25"	2	CN	23
6024	125/125A	N/A	0-30V DC ANALOG	2' 14/3	300A	1 YEAR	7"x6"x11"	4	US	24
6026	135A	N/A	0-16V DC ANALOG	2' 14/3	300A	1 YEAR	7"x6"x11"	4	US	25
6028DL	60/125A	N/A	0-16V DC ANALOG	2' 14/2	125A	1 YEAR	7"x6"x11"	4	US	24
6029	125A	N/A	0-16V DC ANALOG	2' 14/2	300A	1 YEAR	7"x6"x11"	4	US	24
6030	125A	N/A	6-19V DIGITAL	2' 14/2	125A	1 YEAR	7"x6"x11"	4	US	25
6030DV	125/125A	N/A	6-30V DIGITAL	2' 14/2	300A	1 YEAR	7"x6"x11"	4	US	25
6031	125A	N/A	0-16V DC ANALOG	2' 14/2	300A	1 YEAR	7"x6"x11"	4	US	25
6033	125A	N/A	7-19V DC ANALOG	2' 14/3	300A	1 YEAR	7"x6"x11"	4	US	24
6034	500A CARBON PILE	4 1/2" 0-500A	0-16V DC ANALOG	2 1/2' 4 AWG	400A	90 DAYS	11"x12.5"x7"	10	CN	26
6036B	1000A CARBON PILE	6" 0-100A	0-16V DC ANALOG	5' 2 AWG	1000A 15 Sec Rating	1 YEAR*	14.75"x15"x15"	32	US	26
6036B-24	1000A CARBON PILE	6" 0-100A	0-32V DC ANALOG	5' 2 AWG	1000A 15 Sec Rating	1 YEAR*	14.75"x15"x15"	32	US	26
6039	600A CARBON PILE	DIGITAL LCD 0-199.99V DC	DIGITAL LCD 0-199.99V D	5.5' 4 AWG	500A	1 YEAR*	16.25"x10.5"x8.6"	17	US	26
6042	500A CARBON PILE	DIGITAL LCD 0-999A	DIGITAL LCD 0-32.0V DC	8' 4 AWG	500A	1 YEAR*	19"x36"x8"	67	US	27
6043	N/A	1A=1mV	N/A	10'	Up to 1000A	90 DAYS	10.5"x4.25"x2"	1	TW	29
6044	500A	DIGITAL 999 A LED	DIGITAL 0-45.0V LED	8' 4 AWG	500A	1 YEAR	24"x14"x14"	23	US	28
6044-C	500A	DIGITAL 999 A LED	DIGITAL 0-45.0V LED	8' 4 AWG	500A	1 YEAR	36"x18"x19"	58	US	28
6044-PC	500A	DIGITAL 999 A LED	DIGITAL 0-45.0V LED	8' 4 AWG	500A	1 YEAR	36"x18"x19"	58	US	28
7136R	1000A CARBON PILE	DIGITAL 0-1999A LED	DIGITAL 0-19.99V LED	5' 2 AWG	1000A 15 Sec Rating	1 YEAR	14.75"x15"x15"	32	US	26

BOOSTER CABLES AND ACCESSORIES

Model Number	Length	Gauge	Circular MIL. Copper	AMP Clamp	Side Terminal Adapters	"Flexi-Spring"	Polarity Indication Safety Lite	SAE Rating	Shipping Dimensions (LxWxH)	Weight (Pounds) Lbs	COO	Page Number
6118	25'	4 AWG	37,044	500A	Yes	N/A	N/A	Heavy-Duty	12"x12"x6"	15	US	30
6119	30'	4 AWG	37,044	500A	Yes	N/A	N/A	Heavy-Duty	12"x12"x6"	17	US	30
6125	5'	4 AWG	37,044	N/A	N/A	N/A	N/A	Heavy-Duty	8.25"x8.25"x4"	3	US	31
6137	5'	4 AWG	37,044	N/A	N/A	N/A	N/A	Heavy-Duty	8.25"x8.25"x4"	4	US	31
6138	25'	4 AWG	37,044	500A	Yes	Yes	Yes	Heavy-Duty	12"x10"x5"	13	US	31
6139	25'	4 AWG	37,044	500A	Yes	Yes	Yes	Heavy-Duty	12"x12"x6"	17	US	30
6141/6141-25	15'/25'	5 AWG	32,900	500A	Yes	Yes	N/A	Aircraft Heavy-Duty	11"x11"x4"	9	US	33
6142	15'	5 AWG	32,900	500A	Yes	Yes	N/A	Aircraft Heavy-Duty	11"x11"x4"	9	US	33
6146	25'	1 AWG	83,600	800A	N/A	Yes	Yes	XX Heavy-Duty	12"x12"x9"	26	US	30
6147	12'	4 AWG	37,044	500A	N/A	Yes	Yes	Heavy-Duty	12"x10"x5"	6	US	31
6148	12'	1 AWG	83,600	800A	N/A	Yes	Yes	Heavy-Duty	12"x12"x9"	6	US	31
6149	5'	1 AWG	83,600	800A	N/A	N/A	N/A	Heavy-Duty	6"x6"x6"	3	US	31
6156	12'	5 AWG	32,900	400A	N/A	No	N/A	Heavy-Duty	11"x11"x4"	7	US	34
6157	12'	5 AWG	32,900	500A	Yes	Yes	N/A	Heavy-Duty	11"x11"x4"	8	US	34
6158	12'	5 AWG	32,900	500A	Yes	Yes	N/A	Heavy-Duty	11"x11"x4"	8	US	34
6159	15'	5 AWG	32,900	500A	Yes	Yes	N/A	Heavy-Duty	11"x11"x5"	9	US	35
6160	20'	4 AWG	37,044	500A	Yes	Yes	N/A	Heavy-Duty	11"x11"x5"	12	US	35
6161	20'	1 AWG	83,600	800A	N/A	Yes	N/A	X-Heavy-Duty	12"x12"x6"	17	US	35
6162	15'	1/0 AWG	100,700	800A	N/A	Yes	N/A	XX Heavy-Duty	10"x12"x5"	16	US	35
6163	25'	1/0 AWG	100,700	800A	N/A	Yes	N/A	XX Heavy-Duty	12"x12"x9"	25	US	35

CLAMPS

Model Number	AMP Clamps	"Flexi-Spring"	SAE Rating	Shipping Dimensions (LxWxH)	Weight (Pounds) Lbs	COO	Page Number
6199	400A	N/A	Heavy-Duty	8.75"x13"x1.5"	1	US	31
6200	ADAPTER	N/A	Heavy-Duty	4"x7"x1"	1	US	31
6202	500A	YES	Heavy-Duty	8.75"x13"x1.5"	2	US	31
6205	800A	YES	Heavy-Duty	8.75"x13"x1.5"	2	US	31
6207	POLARIZED PLUG KIT	N/A	N/A	8.75"x6.5"x1.5"	1	US	31
6208	175A POLY CARB PLUG	N/A	N/A	8.75"x6.5"x1.5"	1	US	31
6216	POLARIZED AN PLUG	N/A - AIRCRAFT	N/A	8.75"x6.5"x1.5"	1	US	33
6217	POWER PLUG	N/A - AIRCRAFT	N/A	8.75"x6.5"x1.5"	9	US	33

ACCESSORIES

Model Number	Description	Shipping Dimensions (LxWxH)	Weight (Pounds) Lbs	COO	Page Number
6038C	Tester Cart for 6039, 6042, 6044, 6036B, 603B-24, 7136R	14.13"x35.13"x5.5"	41	US	29
6075	10 Clamp Set Bus Bar	31"x15"x4.63"	24	US	20
6075CB	10 Clamp Set Circuit Breaker Bus Bar	31"x15"x4.63"	25	US	20
6075S	10 Clamp Set Smart Bus Bar	31"x15"x4.63"	25	US	20
6086	10 Clamp Set Battery Charging Rack	3 Boxes	110	US	21
CC6212	Positive Cable Clamp Covers, Pair	13.25"x9"x7.25"	1	US	14
MS6209	8' Coil Cord OBDII to 12V Power Port Input	13.25"x9"x7.25"	1	CN	14
MS6209-12	12' OBDII to 12V Power Port Input Plus Cable Cover	13.25"x9"x7.25"	1	CN	14
MS6210-12	12' 12V Power Port Input/ Output Plus Cable Cover	13.25"x9"x7.25"	1	CN	14



5043 Farlin Avenue
St. Louis, MO 63115
800-949-1472
fax: 314-385-3254
www.associatedequip.com
#IWANTTHEBLUEONE

For product quotes or order placement,
contact Customer Service or email:
customerservice@associatedequip.com

Technical Service at www.associatedequip.com
or email: techservice@associatedequip.com.

Extensive range of Authorized Repair Stations (ARS)
throughout the United States, Canada and Puerto Rico.

Online support available includes:
Updated technical data and specifications
Downloadable high-resolution product images
Wiring Diagrams
Product Manuals



Follow [@associatedequip.com](https://twitter.com/associatedequip.com)



© 2019 Associated Equipment Corporation. All rights reserved.
Because of ongoing product improvements, we reserve the right to change design, materials,
and specifications without notice. Product shipped may differ from photo(s) shown.

Publication Number: 700392 09-19